

VITREOUS TILE & MARBLE GROUT



Ultrafine 0-3mm



■ PROPERTIES

Cementitious colored grout with selected quartz aggregates, reinforced with special acrylic polymer resins. The resulting finish surface of the grout is vitreous/porcelain-like and water repelling, while it does not allow for the accumulation of dirt and bacteria. It applies easily and cleans rapidly, presenting exceptional color stability and uniformity. It is resistant to both moisture and abrasion. Classified CG2/WAr per EN 13888.

The product has received an Environmental Product Declaration (EPD) following an assessment of the environmental impact of its life cycle.

Registration number: S-P-13778,
The International EPD® System.

■ APPLICATIONS

Suitable for grouting widths from 0-3mm, both indoors and out, wall and floor surfaces lined with ceramic tiles, marble, polished and honed granite, glass mosaic, as well as wherever the aesthetics of the space or lining requires ultra smooth joints.

■ USE

1. Surface preparation

Remove from the tile surface all adhesive residues and clean the grout joints with a damp sponge. For exterior surfaces, the creation of expansion joints every 16-20m² is recommended. Prime the joints using PRIMER-PU and install the backer rod DS-265. After 2-3 hours, apply the elastomeric polyurethane sealant DUROFLEX-PU to fill the joints. Also the creation of perimeter expansion joints, 5-8mm wide, both indoors and out, is strongly recommended. Create expansion joints between the tiles and vertical surfaces, and fill in the same way as described above, thus reducing the compression of the joints from expansions and contractions. Alternatively, apply DS POLYMER, available in 32 colors (same with the grout colors of DUROSTICK), to ensure sealing without cracking at the junction of the tiles with the skirting and above it as well. For interior floors with radiant heating systems, it is recommended to create expansion joints every 20m². The use of DS POLYMER, available in 32 colors, will prevent the

The technical specifications and directions of use contained in this technical data sheet are the results of the knowledge and experience of the company's research and development department, as well as from the real-life applications of the product. The recommendations and suggestions regarding the use of the products are made without guarantee since the respective conditions during their application are beyond the control of the company. For this reason, it is the user's responsibility to make sure that the product is suitable for the intended application as well as the application conditions of the project.

VITREOUS TILE & MARBLE GROUT



Ultrafine 0-3mm

appearance of hairline cracks on the surface of the grouting material, and the consequent detachment of tiles.

2. Application

Empty the mortar into a clean container with cool water, at a ratio of 1.5-1.6lt water to 5kg mortar, and mix with a low-rpm drill, until a lump free, homogeneous mass is created. Allow the mixture to mature for 5-10 minutes and mix periodically, without adding extra water. Apply the grout using a grouting float, working diagonally towards the grout joints, without leaving any gaps or residues. When the grout begins to set, remove the residues using a damp sponge. Finally, when the material completely cures, clean/shine the surface with a dry cotton cloth. The addition of DUROSTICK ACRYLIC EMULSION in the mixing water, at a ratio of two parts water to one part emulsion, increases its impermeability and resistance to temperature variations (balconies, terraces, radiant heating). If a higher degree of flexibility is required, then use the FLEXIBLE & OIL REPELLENT grout of DUROSTICK, for tiles and marble. For spaces highly resilient to strict hygiene requirements, the use of the epoxy grout DUROPOXY of DUROSTICK is highly recommended.

■ NOTES

- Avoid grouting at temperatures above 35°C when the surface is exposed to sunlight thus preventing cracking. If this is unavoidable, cover with wet burlap or polystyrene panels the still wet grouted surface.
- It is recommended to clean any grout residues using the DUROSTICK ACID TILE CLEANER, but only after 20 days have passed from the grouting of the surface.

■ CLEANING

Clean all tools with water, immediately after use.

■ CONSUMPTION

The following table is the indicative consumption, depending on the width and the depth of the joint, as well as the dimensions of the tiles.

TILE DIMENSIONS (cm)	JOINT WIDTH (mm)		
	1	2	3
2 x 2 x 0,38 (mosaic)	400	800	1200
10 x 10 x 0,60	160	320	480
15 x 15 x 0,70	125	250	375
20 x 20 x 0.70	90	180	270
30 x 30 x 1	80	160	240

The consumption rates refer to gr/m²

■ STORAGE

Store in the factory sealed packages, in dry and shaded places, for 18 months from production date.

■ SAFETY DIRECTIONS

The product contains Portland cement.
Before use, refer to the cautions on the product packaging or the Safety Data Sheet.

■ PACKAGING

Carton box with 4 pcs of 5kg each one, on 720kg pallet.

VITREOUS TILE & MARBLE GROUT



Ultrafine 0-3mm






TECHNICAL SPECIFICATIONS (Measurement conditions: 23°C and 50% R.H.)	
■ Form	Cementitious mortar
■ Color	5 permanent colors. with the ability to mix
■ Bulk density of dry mortar	1.05±0.05kg/lt
■ Bulk density of fresh mortar	1.65±0.05kg/lt
■ Water requirement	1.5 to 1.6lt water to 5kg mortar, depending on the color
■ Application temperature	From +5°C to +35°C
■ Temperature resistance	From -30°C to +80°C
■ Pot life	3 hours
■ Grouting time after tile installation	4-8 hours on walls, 24 hours on floors, 2-3 hours for fast setting adhesive on floors, 1 hour for fast setting adhesive on walls
■ Foot traffic	After 8 hours
■ Acid resistance	Excellent when pH > 3 (thinned)

PRODUCT PERFORMANCES	
■ Strength after 28 days, per EN 12808-3, in:	
• Flexion	6.00±0.80 N/mm ²
• Compression	40.00±1.50 N/mm ²
■ Strength after 25 freeze-thaw cycles, per EN 12808-3, in:	
• Flexion	5.00±0.80 N/mm ²
• Compression	40.00±1.50 N/mm ²
■ Shrinkage per EN 12808-4	≤ 1 mm/m
■ Abrasion resistance per EN 12808-2	≤ 1.000mm ³
■ Water absorption per EN 12808-5	
• After 30 minutes	≤ 2gr
• After 240 minutes	≤ 5gr

COLOR CHART OF VITREOUS GROUTS

Packaging 5kg



 WHITE No 301	 LIGHT GRAY No 302	 BEIGE No 307
 ANEMONE No 319	 BAHAMA No 320	

DUROSTICK S.A.,
MANUFACTURING OF ADHESIVES,
PAINTS & MORTARS
ATHENS: ASPROPYRGOS, ATTICA, GR: 193 00,
Tel: +30 211 60 03 500-599, +30 210 55 16 500,
+30 210 55 98 350, Fax: +30 210 55 99 612
THESSALONIKI: INDUSTRIAL PARK-SINDOS, S.B. 44,
STREET, DA 10, GR: 570 22,
Tel: +30 2310 795 797, +30 2310 797 365,
Fax: +30 2310 797 367
Email: info@durostick.com

The technical specifications and directions of use contained in this technical data sheet are the results of the knowledge and experience of the company's research and development department, as well as from the real-life applications of the product. The recommendations and suggestions regarding the use of the products are made without guarantee since the respective conditions during their application are beyond the control of the company. For this reason, it is the user's responsibility to make sure that the product is suitable for the intended application as well as the application conditions of the project.