



## Solvent-based enamel paint for wood & metal



### ■ PROPERTIES

Alkyd-enamel paint of exceptional quality and durability, suitable for interior and exterior use. It spreads easily without creating roller or brush marks. Presents great performance and coverage. It does not fade while it retains its gloss finish and color. It does not yellow over time. Exceptionally flexible and durable against frequent washing, protects the coated surfaces even from air pollution and adverse weather conditions.

### ■ APPLICATIONS

DUROLUX enamel paint is suitable for all wood surfaces such as doors, windows, closets, pergolas and fences. It is also ideal for metal constructs, such as railings and metal frames as well as doors and any metal surface in general. It is suitable for painting ceramic pots.

### ■ USE

#### 1. Surface preparation

Proper preparation ensures excellent results on both wood and metal surfaces. All to-be-coated surfaces

have to be thoroughly clean, dry and free from rust (\*), oils and dust.

#### New wood surfaces

Sand all surfaces using the appropriate sandpaper. Ensure antifungal and wood-boring insect protection using the clear and solvent based impregnating preservative, DUROXYL Wood Protection/Conditioner. Once dry, spackle with STUCOFIX putty, as needed. Continue by applying 1-2 coats VELATOURA undercoat. Complete the project by applying 2 coats DUROLUX, the enamel paint of DUROSTICK.

#### Existing wood surfaces

Carefully remove any loose paint with the appropriate sandpaper. Prime all surfaces with a coat of VELATOURA (if needed), and then apply two coats DUROLUX of DUROSTICK.

#### New metal surfaces

Carefully remove any rust, and clean using THINNER 101 of DUROSTICK or white spirit. Continue by applying a coat of NATURAL RED LEAD. Once dry, prime the surfaces with METAL PRIMER and finally apply two coats of DUROLUX enamel paint of DUROSTICK.



## Solvent-based enamel paint for wood & metal

### Existing metal surfaces

Carefully remove any loose paint and rust using a grinder, coarse steel wool or the appropriate sand paper. Prime with 1-2 coats METAL PRIMER (if the existing paint is flaking).

Once dry, continue by applying two coats DUROLUX enamel paint of DUROSTICK.

(\*) Rust can be removed using RUST REMOVER of DUROSTICK.

### 2. Application

Mix well before use.

Apply DUROLUX enamel paint with roller, brush or spray gun. Dilute up to 5% with THINNER 101 of DUROSTICK or white spirit.

### ■ CLEANING

Clean all tools with the dilution medium and then use detergent.

### ■ COVERAGE

Approximately 12-14m<sup>2</sup>/lt per coat, depending on the absorbency of the substrate, the painting conditions and the application method.

### ■ STORAGE

Store in closed containers away from any heat source, for 24 months from production date.

### ■ SAFETY DIRECTIONS

The product is classified as harmful.

However, it is recommended to keep away from the reach of children and apply it in well ventilated areas.

Before use, refer to the cautions on the product packaging or the Safety Data Sheet.

### ■ PACKAGING

Carton box with 12pcs of 375ml each one

Carton box with 12pcs of 750ml each one

Carton box with 4pcs of 2.5lt each one

### TECHNICAL SPECIFICATIONS

■ Form - Color	Thixotropic liquid - 12 available colors
■ Colors	White, black (gloss, satin finish), 10 additional basic colors (gloss finish)
■ Density	1.15±0.10kg/lt
■ Gloss	Gloss, satin (black and white)
■ Application temperature	From +10°C to +35°C
■ Dilution	Up to 5% with THINNER 101 or white spirit
■ Drying time	4 hours (touch dry), depending on the ambient conditions
■ Recoating time	After 16-20 hours, depending on the ambient conditions
■ Does not contain lead or mercury	

### V.O.C. (Volatile Organic Compounds):













Limit value of maximum V.O.C. content per EU (Directive 2004/42/CE) for the particular product (Class A/d: 'Interior/exterior trim and cladding paints for wood and metal' Type SB): 300gr/lt (2010). The ready to use product contains maximum 299gr/lt V.O.C.

# DUROLUX



**Solvent-based enamel paint for wood & metal**

## DUROLUX COLOR CHART OF 12 AVAILABLE COLORS

			
WHITE (50)	SUGAR (51)	CANE (52)	LIGHT GRAY (56)
			
OCHRE (54)	YELLOW (55)	LIGHT BROWN (56)	CYPRESS (57)
			
SANTORINI (58)	AEGEAN BLUE (59)	RED (60)	BLACK (61)

### DUROSTICK S.A.,

MANUFACTURING OF ADHESIVES,  
PAINTS & MORTARS

**ATHENS:** ASPROPYRGOS, ATTICA, GR: 193 00,

Tel: +30 211 60 03 500-599, +30 210 55 16 500,

+30 210 55 98 350, Fax: +30 210 55 99 612

**THESSALONIKI:** INDUSTRIAL PARK-SINDOS, S.B. 44,  
STREET, DA 10, GR: 570 22,

Tel: +30 2310 795 797, +30 2310 797 365,

Fax: +30 2310 797 367

Email: [info@durostick.com](mailto:info@durostick.com)

The technical specifications and directions of use contained in this technical data sheet are the results of the knowledge and experience of the company's research and development department, as well as from the real-life applications of the product. The recommendations and suggestions regarding the use of the products are made without guarantee since the respective conditions during their application are beyond the control of the company. For this reason, it is the user's responsibility to make sure that the product is suitable for the intended application as well as the application conditions of the project.